BHC
BRISBANE HOUSE CLEANERS

The Complete House Cleaning Guide for Brisbane Homes

A practical, room-by-room playbook to keeping your home clean, fresh, and ahead of the subtropical climate.

Brisbane Homes Demand a Different Routine

Humidity
Creates perfect conditions where mould and mildew can rapidly develop.

Dust
Open-plan living and continuous airflow bring dust inside quickly.

Pollen & Pollution
Settles heavily on exterior windows, flyscreens, and outdoor furniture.

Moisture & Odours
Laundries, wardrobes, and under-sink areas quickly develop musty smells.

The secret? Clean regularly to stay ahead of moisture, dust, and mould.

Your Cleaning Routine at a Glance

Every 6-12 Months

Carpet deep clean.

Every 3 Months

Windows and flyscreens.

Fortnightly Laundry deep clean.

Weekly Full kitchen & bathroom, living areas, bedrooms, carpet vacuuming.

2-3x Weekly Bathroom quick clean.

Daily Kitchen & living surfaces, bed & floor tidy, spot-clean kitchen floor.

Homes with indoor pets, young children, or allergy concerns will benefit from more frequent touch-ups.

The Tip Box

The Ant Rule: Keep the kitchen floor perfectly dry and crumb-free to deter Brisbane's persistent ant population.

The Kitchen

The room that gets dirty fastest.

Every Day

- ✓ Benchtops & stovetop
- ✓ Sink & taps
- ✓ Fridge exterior
- ✓ Splashback
- ✓ Rubbish
- ✓ Spot-clean floor

Every Week

- ✓ Microwave
- ✓ Oven exterior
- ✓ Fridge crisper drawers
- ✓ Cupboard fronts & handles
- ✓ Fridge crisper drawers
- ✓ Mop floor

Every Month

- ✓ Deep clean oven
- ✓ Behind appliances
- ✓ Pantry shelves
- ✓ Dishwasher cleaning cycle

The Bathroom

Staying ahead of subtropical humidity.

2-3 Times a Week

- ☑ Shower screen/tiles
- ☑ Toilet
- ☑ Vanity and sink

The Brisbane Bathroom Rule

Run the exhaust fan for 10 to 15 minutes after every shower. Open a window where possible to keep airflow moving and drastically reduce moisture build-up.

Weekly

- ☑ Grout
- ☑ Exhaust fan cover
- ☑ Bath mats & towels
- ☑ Mirrors & glass
- ☑ Floor

Monthly

- ☑ Shower & bath sealant
- ☑ Showerhead
- ☑ Cabinets

The Living Room

Keep continuous dust and clutter under control.

Tidy & Refresh

Daily: Arrange cushions & throws, clear coffee tables, tidy TV units, put away toys & remotes.

Weekly: Vacuum/mop floors & rugs, wipe shelves & skirting boards, sanitize light switches, door handles & remotes.

Deep Clean

Monthly:

- Vacuum upholstery
- Scrub window tracks
- Wipe ceiling fans
- Dust light fittings
- Wash flyscreens

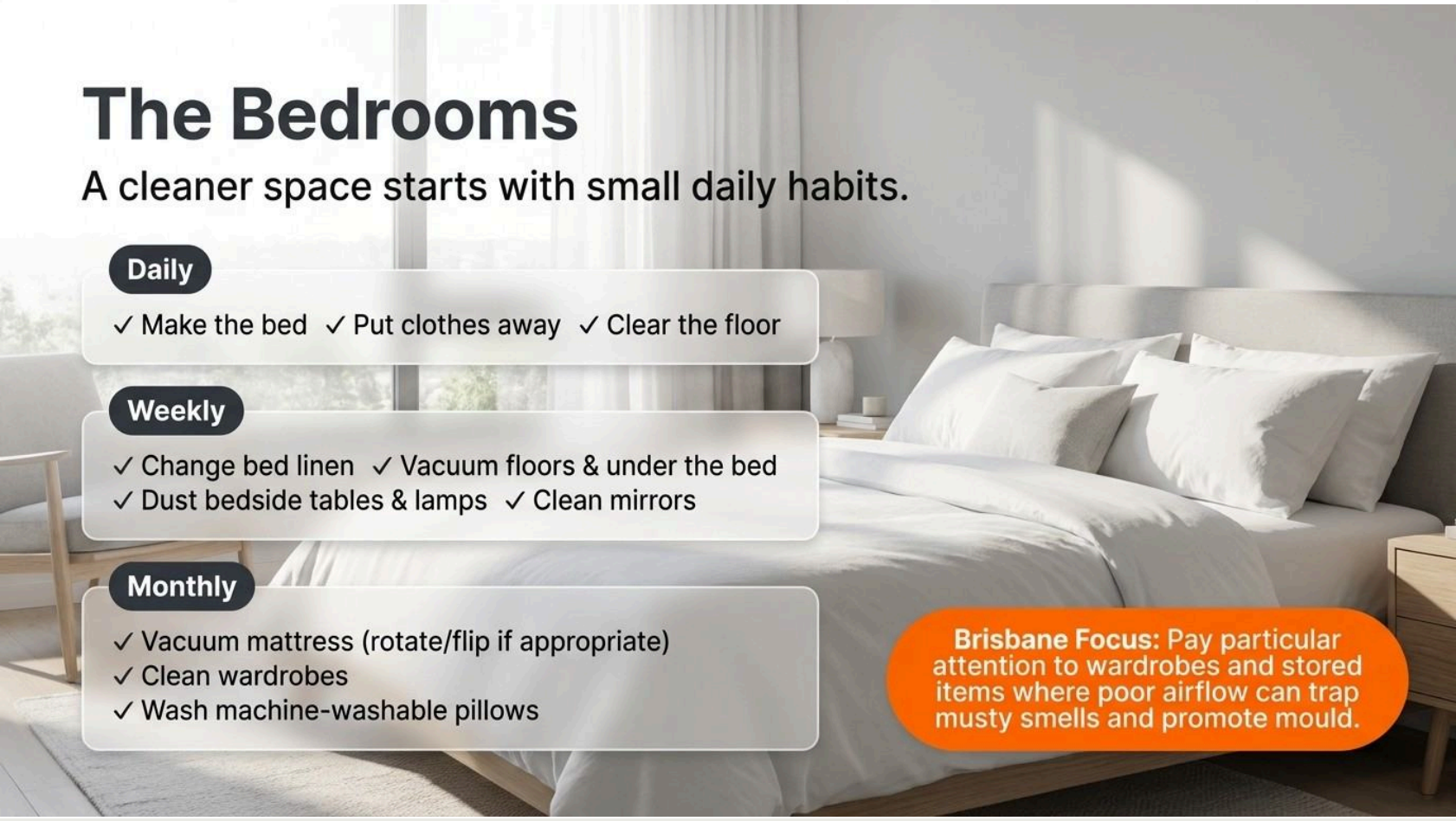

The Bedrooms

A cleaner space starts with small daily habits.

Daily

✓ Make the bed ✓ Put clothes away ✓ Clear the floor

Weekly

✓ Change bed linen ✓ Vacuum floors & under the bed
✓ Dust bedside tables & lamps ✓ Clean mirrors

Monthly

✓ Vacuum mattress (rotate/flip if appropriate)
✓ Clean wardrobes
✓ Wash machine-washable pillows

Brisbane Focus: Pay particular attention to wardrobes and stored items where poor airflow can trap musty smells and promote mould.

The Laundry

Keep moisture from becoming a musty smell.

After Each Use

- **Wipe:** Washing machine seals
- **Clean:** Dryer lint filter
- **Hang:** Wet items promptly

Fortnightly

✓ Run washing machine cleaning cycle ✓ Scrub laundry sink & taps ✓ Sweep and mop floors

Monthly

✓ Clean behind washing machine & dryer ✓ Check dryer vent ✓ Wipe shelves and storage baskets

Good airflow and prompt drying make a massive difference in humid conditions.

Outdoor Areas

Maintaining your alfresco spaces year-round.

Weekly: Sweep & Wipe

Sweep patios, verandahs, and entryways. Wipe down outdoor furniture. Check under eaves for spider webs.

Monthly: Hose & Clean

Hose down hard surfaces. Clean outdoor light fixtures. Scrub BBQ exterior and grill plates.

Seasonally: Pressure Clean

Pressure clean driveways, exterior paths, and timber decking.

Pre-Storm Season

Clear and clean all gutters before the heavy summer rains arrive.

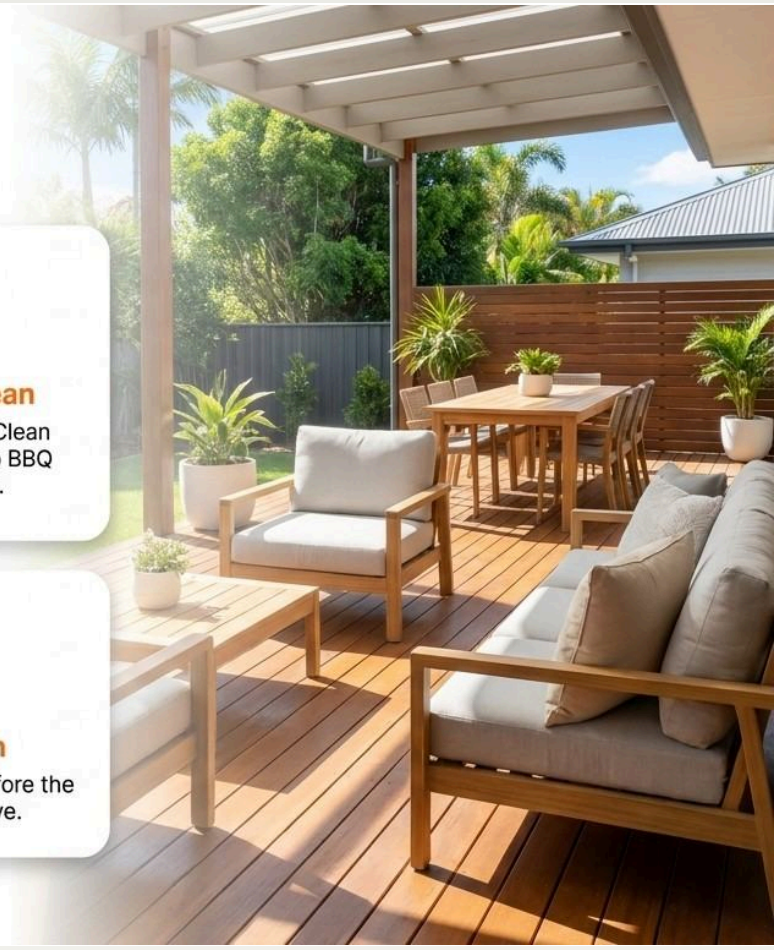

Windows & Flyscreens

Managing the dirt you only notice when the sun hits.



① **Interior Glass: Clean Monthly.**

② **Exterior Glass, Flyscreens, Tracks, Sills: Clean Every 3 Months.**

Clean More Often If You Live Near:

A busy road, the coast, or areas with high dust/pollen.

Note: *Hard-to-reach or upper-storey windows may require professional cleaning 1-2 times a year.*

Carpet Care

Regular vacuuming is only part of the job.

1X → **Weekly** → Standard Vacuuming

2X → **Weekly** → High-Traffic Areas

NOW → **Immediate** → Spot-clean spills

6-12 → **Months** → Professional Deep Clean (Lifts trapped allergens and odours regular vacuums can't reach).

The Humidity Protocol

During humid weather, always use a fan or dehumidifier after any wet cleaning to ensure carpets dry completely and rapidly.

The Brisbane Seasonal Calendar

SPRING (Sept–Nov)

- Declutter wardrobes
- Wash heavy curtains
- Clean behind large furniture
- Tackle neglected storage areas

WET SEASON (Nov–Mar)

- Actively prevent mould
- Monitor bathroom ventilation
- Inspect wardrobes for dampness
- Check window frames & seals

WINTER (Jun–Aug)

- Deep clean carpets, mattresses, and upholstery.

*Why? Lower winter humidity makes it significantly easier for heavy fabrics to dry out.

DIY vs. Professional Cleaning

What You Manage

- Daily tidying & surface wiping
- Weekly bathroom & kitchen upkeep
- Basic outdoor sweeping
- Routine vacuuming

Do I have the time?

There is no wrong answer. It comes down to your priorities and what you'd rather spend your weekend doing.

When to Call the Pros

- Full-house deep cleans
- End-of-lease / Bond cleaning
- Pre-sale home presentation
- Regular, time-consuming ongoing cleaning

The Brisbane Home Cleaning Master Checklist

EVERY DAY	Tidy + Wipe Surfaces + Air Out Rooms
EVERY WEEK	Vacuum + Mop + Dust + Full Kitchen & Bathroom
EVERY FORTNIGHT	Deep Clean the Laundry
EVERY MONTH	Appliances + Wardrobes + Upholstery + Ceiling Fans
EVERY 3 MONTHS	Windows + Flyscreens + Window Tracks
EVERY 6-12 MONTHS	Carpet Deep Clean

A Cleaner Home Starts With a Routine.

You do not need to clean everything every day. The secret is to stay ahead of humidity, dust, and mould by cleaning little and often. Keep the routine simple, stay consistent, and deep clean only when needed.

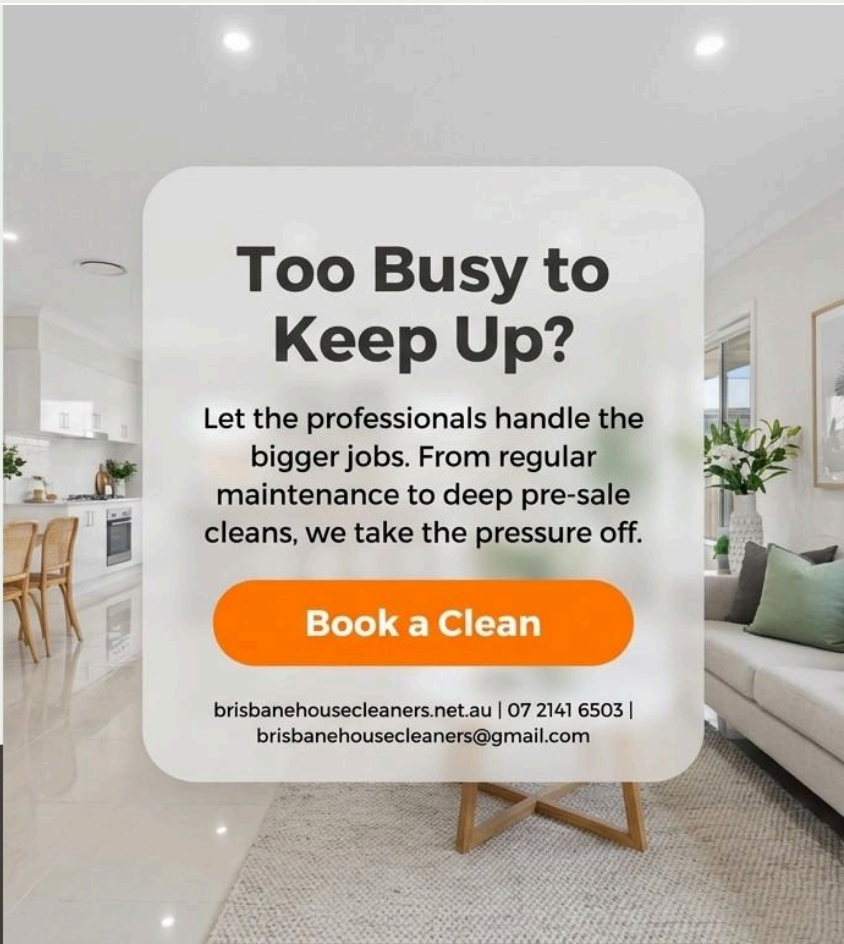

Too Busy to Keep Up?

Let the professionals handle the bigger jobs. From regular maintenance to deep pre-sale cleans, we take the pressure off.

Book a Clean

brisbanehousecleaners.net.au | 07 2141 6503 | brisbanehousecleaners@gmail.com

BHC
BRISBANE HOUSE CLEANERS

brisbanehousecleaners.net.au